

forte

A 3x5 grid of colored brush strokes (orange, yellow, green, cyan, purple) with the word "forte" centered in the green row.

piano

A 3x5 grid of colored brush strokes (orange, yellow, green, cyan, purple) with the word "piano" centered in the green row.

tempo

A 3x5 grid of colored brush strokes (orange, yellow, green, cyan, purple) with the word "tempo" centered in the green row.

4
4

A 3x5 grid of colored brush strokes (orange, yellow, green, cyan, purple) with the fraction "4/4" centered in the green row.


A 3x5 grid of colored brush strokes (orange, yellow, green, cyan, purple) with a quarter note symbol centered in the green row.

A 3x5 grid of colored brush strokes (orange, yellow, green, cyan, purple) with a whole note symbol centered in the green row.

A 3x5 grid of colored brush strokes (orange, yellow, green, cyan, purple) with a half note symbol centered in the green row.

A 3x5 grid of colored brush strokes (orange, yellow, green, cyan, purple) with a treble clef symbol centered in the green row.

A 3x5 grid of colored brush strokes (orange, yellow, green, cyan, purple) with a bass clef symbol centered in the green row.




improvisation



tempo


4
4



A B C
D E F G







instructions:

Players: 1



pianopossibilities.org

Materials: Laminated game cards

Objective: To gain the most rainbow cards before reaching the pot of gold.

Discard the two blank cards or add symbols your student is currently working on.

Shuffle the cards and hand them to your student.

Student will proceed to flip the cards over and identify the symbol or definition of what they are looking at.

Play continues until they reach the pot of gold!

Gather the cards and shuffle them again to try and beat the previous score. For added fun, use a stopwatch to see how quickly the student can recall what they see.